Managing Inputs

Ray McCormick
McCormick Farms
Vincennes, Indiana

Ray McCormick
McCormick Farms
Vincennes, Indiana

McCormick

20th Annual National No-Tillage Conference

St. Louis, Missouri * Jan. 11-14, 2012

19 12:50PM

20th Annual National No-Tillage Conference
St. Louis, Missouri • Jan. 11-14 2012
No-Tilling Today for Better Tomorrows

June 1986

20th Annual National No-Tillage Conference

St. Louis, Missouri * Jan. 11-14, 2012



20th Annual National No-Tillage Conference

St. Louis, Missouri * Jan. 11-14, 2012

Plante

20th Annual National No-Tillage Conference

St. Louis, Missouri * Jan. 11-14, 2012

The Technology



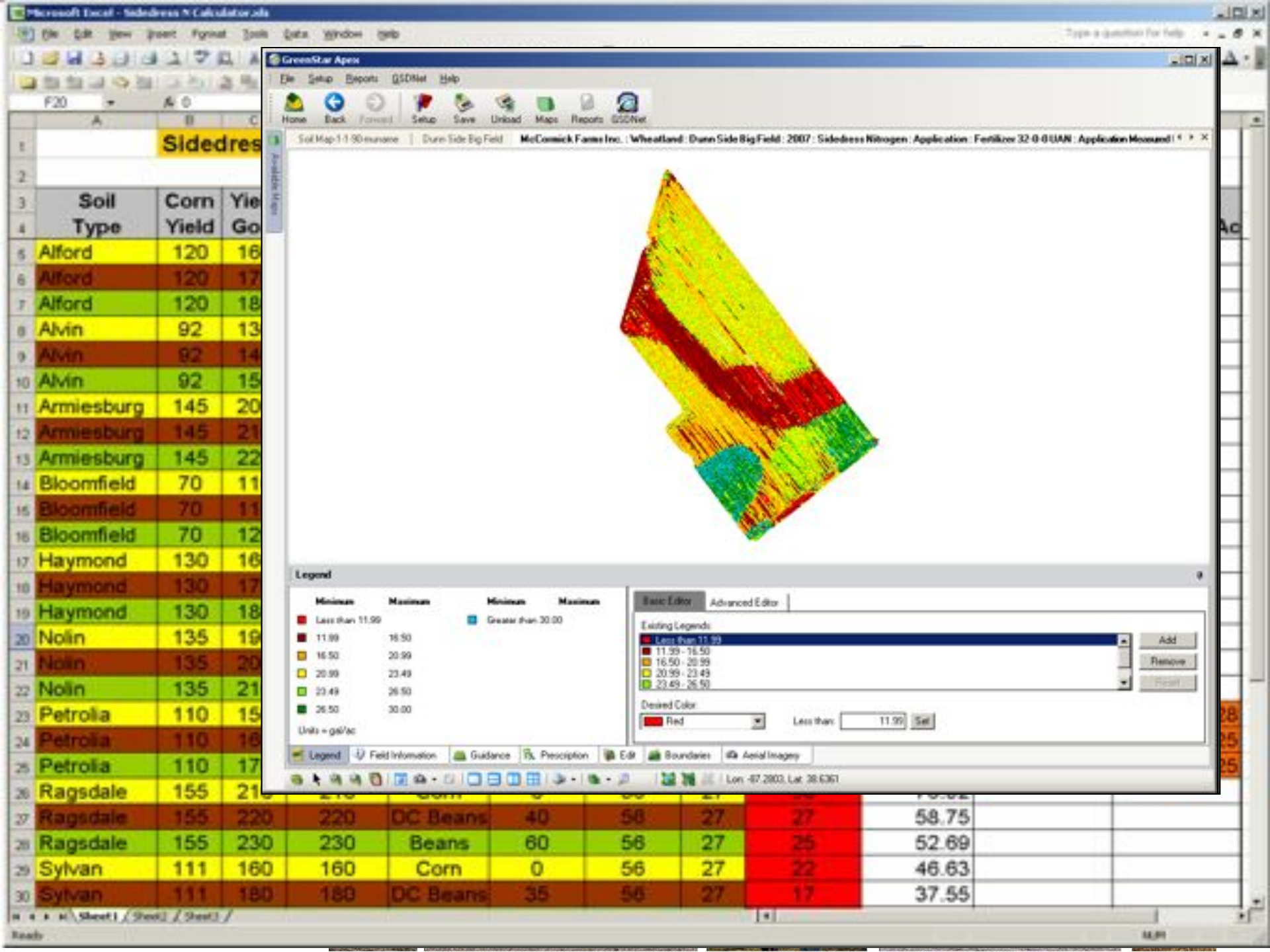
Sidedres
Soil Type
Corn Yield
Alford 120
Alford 120
Alford 120
Alvin 92
Alvin 92
Alvin 92
Armiesburg 145
Armiesburg 145
Armiesburg 145
Bloomfield 70
Bloomfield 70
Bloomfield 70
Haymond 130
Haymond 130
Haymond 130
Nolin 135
Nolin 135
Nolin 135
Petrolia 110
Petrolia 110
Petrolia 110
Ragsdale 155
Ragsdale 155 220 220 OC Beans 40 56 27 27 58.75
Ragsdale 155 230 230 Beans 60 56 27 25 52.69
Sylvan 111 160 160 Corn 0 56 27 22 46.63
Sylvan 111 180 180 OC Beans 35 56 27 17 37.55
GreenStar Apex
File Setup Reports GSDNet Help
Home Back Forward Setup Save Unload Maps Reports GSDNet
McCormick Farms Inc. : Wheatland : Dunn Side Big Field : 2007 : Sidedress Nitrogen : Application : Fertilizer 32-0-0 UAN : Application Measured
Legend
Minimum Maximum
Less than 11.99
11.99 16.50
16.50 20.99
20.99 23.49
23.49 26.50
26.50 30.00
Minimum Maximum
Greater than 30.00
Units = gal/ac
Basic Editor Advanced Editor
Existing Legends:
Less than 11.99
11.99 - 16.50
16.50 - 20.99
20.99 - 23.49
23.49 - 26.50
Add
Remove
Reset
Desired Color:
Red
Less than:
11.99
Set
Legend Field Information Guidance Prescription Edit Boundaries Aerial Imagery
Lon: -87.2803, Lat: 38.6361

The watersheds of the WCMA are part of the Middle Wabash - Busseron Watershed...
Which is part of the Wabash River Watershed...
Which is part of the Ohio River Basin...
Which is part of the Mississippi River Drainage.
Mississippi
Ohio
Wabash
Middle Wabash Busseron



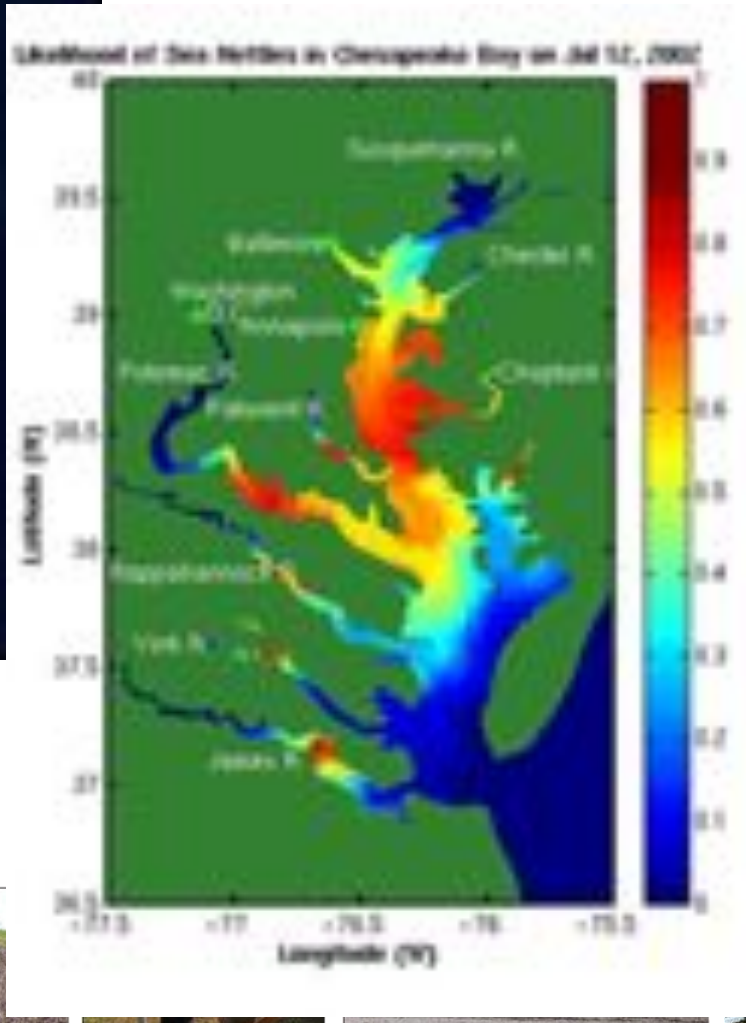
Likelihood of Sea Nettles in Chesapeake Bay on Jul 12, 2002
Latitude (N)
Longitude (W)

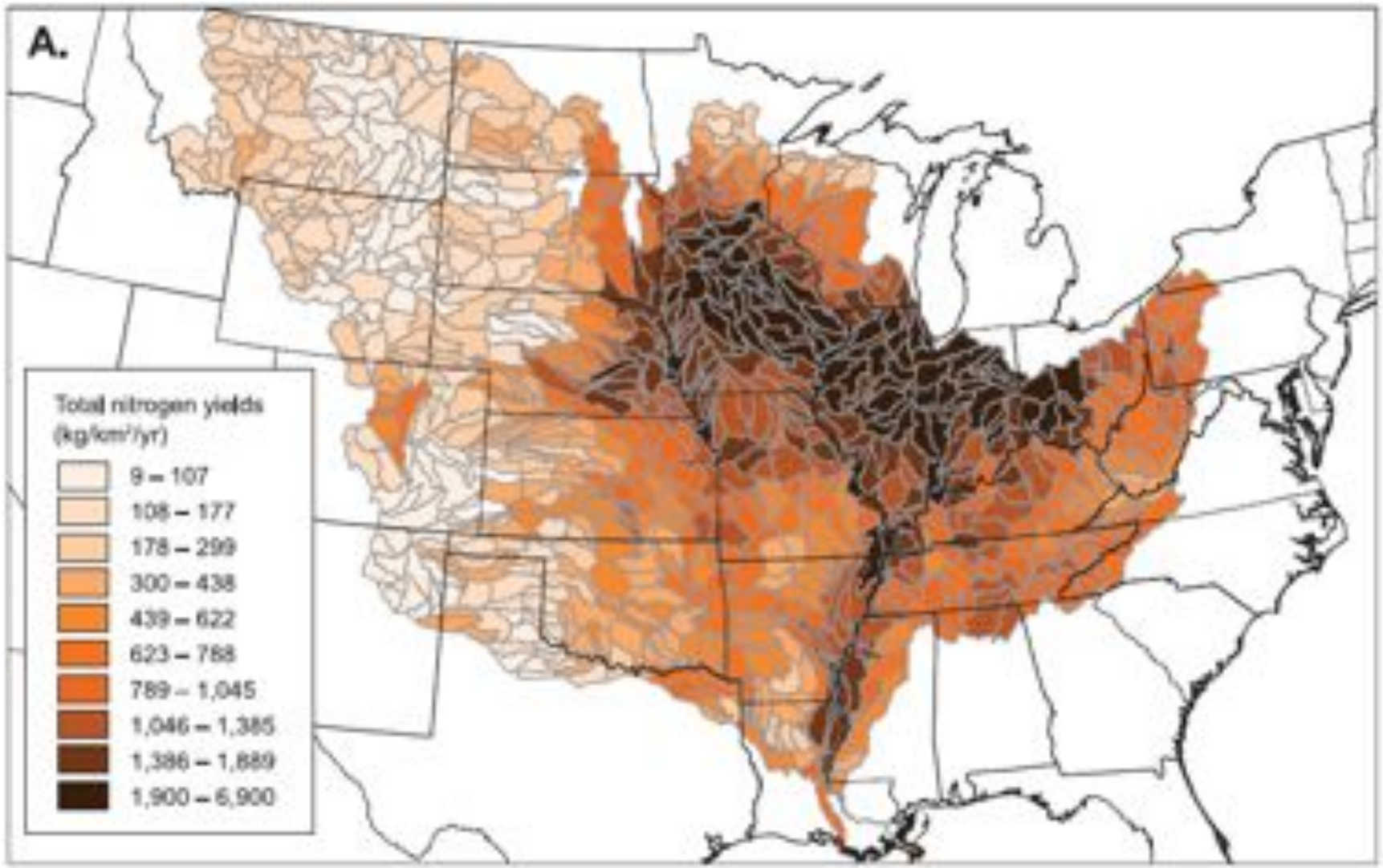
A.
Total nitrogen yields
(kg/km²/yr)
9 – 107
108 – 177
178 – 299
300 – 438
439 – 622
623 – 788
789 – 1,045
1,046 – 1,385
1,386 – 1,889
1,900 – 6,900

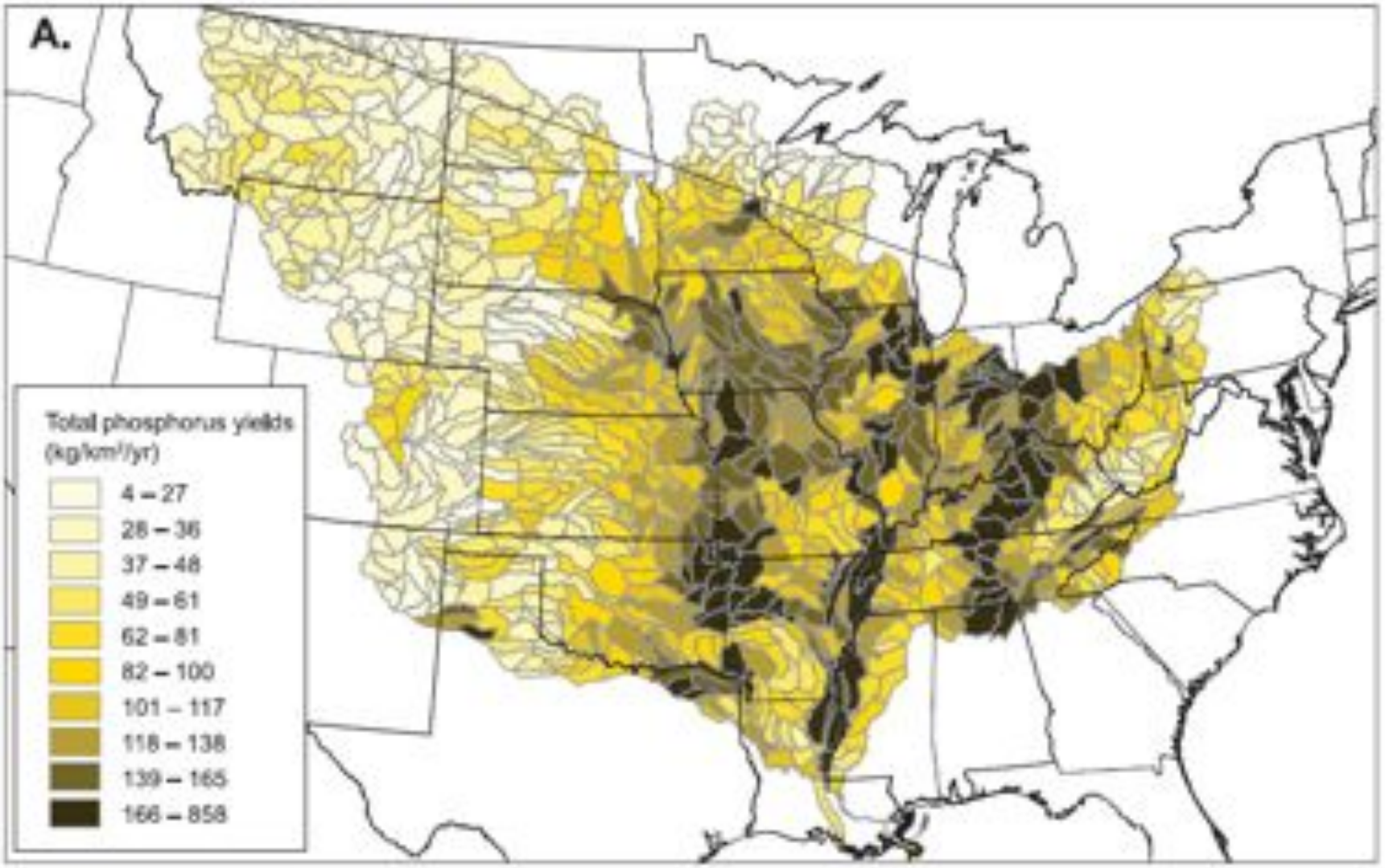
A.
Total phosphorus yields
(kg/km²/yr)
4 – 27
28 – 36
37 – 48
49 – 61
62 – 81
82 – 100
101 – 117
118 – 138
139 – 165
166 – 858

Share of the nutrients delivered to the Gulf of Mexico

Total Nitrogen Yield				Total Phosphorus Yield			
State	Total %	Cumulative %	Yield (kg/km²/yr)	State	Total %	Cumulative %	Yield (kg/km²/yr)
Illinois	16.8	16.8	1734.9	Illinois	12.9	12.9	117.4
Iowa	11.3	28.1	1167.2	Missouri	12.1	25.0	89.4
Indiana	10.1	38.2	**1806.6**	Iowa	9.8	34.8	89.2
Missouri	9.6	47.8	800.5	Arkansas	9.6	44.4	94.6
Arkansas	6.9	54.7	750.1	Kentucky	9.0	53.4	113.4
Kentucky	6.1	60.8	879.5	Indiana	8.4	61.8	**132.3**
Tennessee	5.5	66.3	757.7	Tennessee	5.3	67.1	61.9

Global Reserves of Rock Phosphate by Country in billions of tons

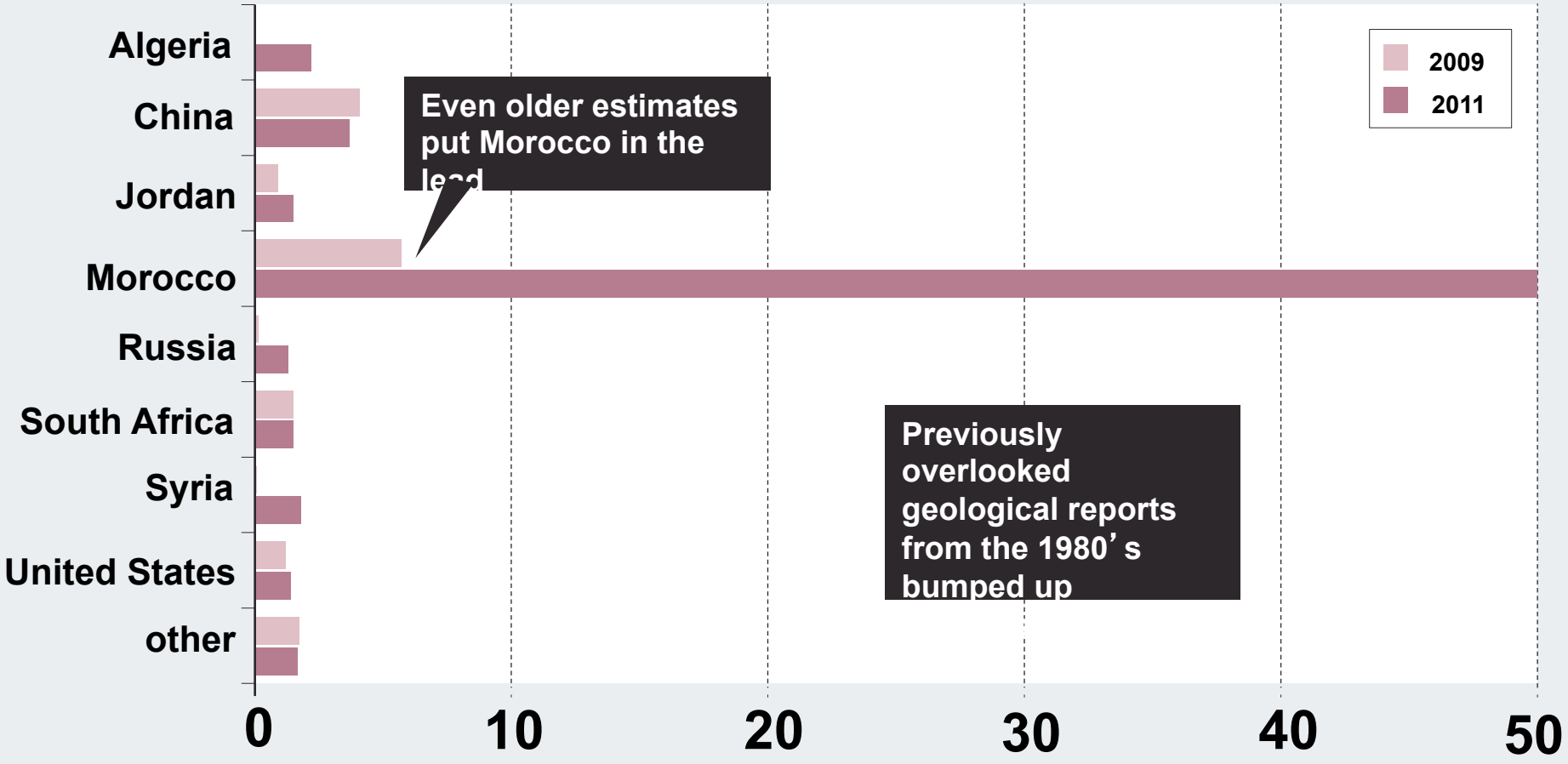

From: James Elser and Elena Bennett, A Broken Biogeochemical Cycle, *Nature*, 6 October 2011

Soil Analysis Report

MCCORMICK FARMS

CERES SOLUTIONS LLP
VINCENNES FERT PLT
00110526 ROB BUTLER

Farm

Received: [illegible]
Reported: [illegible]

Lab Number	[illegible]
Field	[illegible]
Sample No.	1
[illegible]	[illegible]
[illegible]	[illegible]
[illegible]	[illegible]
[illegible]	[illegible]
[illegible]	[illegible]
[illegible]	[illegible]
[illegible]	[illegible]
[illegible]	[illegible]
[illegible]	[illegible]
[illegible]	[illegible]
[illegible]	[illegible]
[illegible]	[illegible]
[illegible]	[illegible]
[illegible]	[illegible]
[illegible]	[illegible]
[illegible]	[illegible]
[illegible]	[illegible]
[illegible]	[illegible]
[illegible]	[illegible]
[illegible]	
[illegible]	
[illegible]	[illegible]
[illegible]	
[illegible]	
[illegible]	
[illegible]	

Soil Health

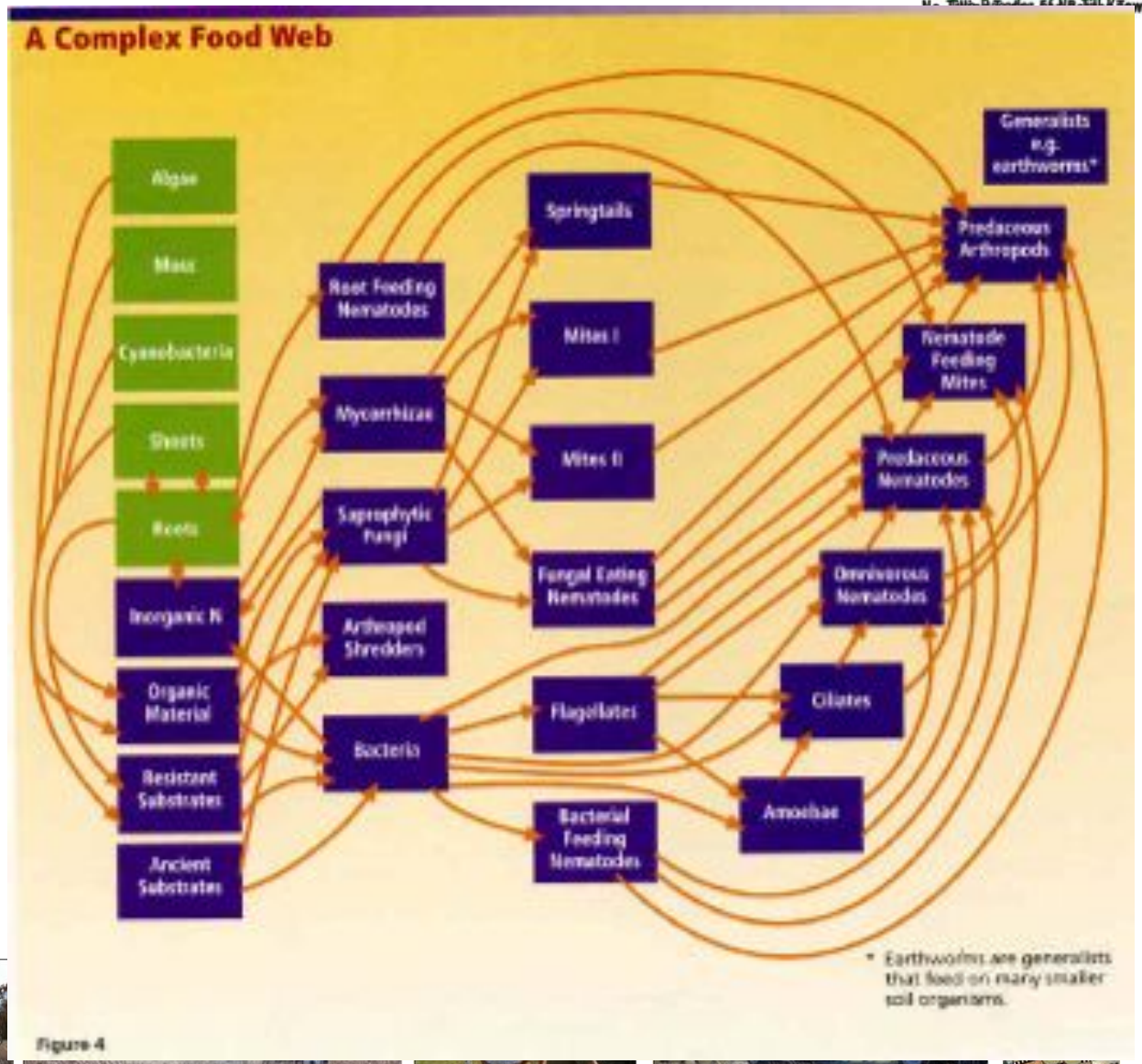

Figure 4

A Healthy Soil with Diverse Organisms:

- Cycles nutrients more rapidly and frequently.
- Nutrients are less likely to be lost from the root zone.
- Improved structure, infiltration & water-holding capacity
- Better at Disease Suppression
- Filters Pollutants

20th Annual National No-Tillage Conference

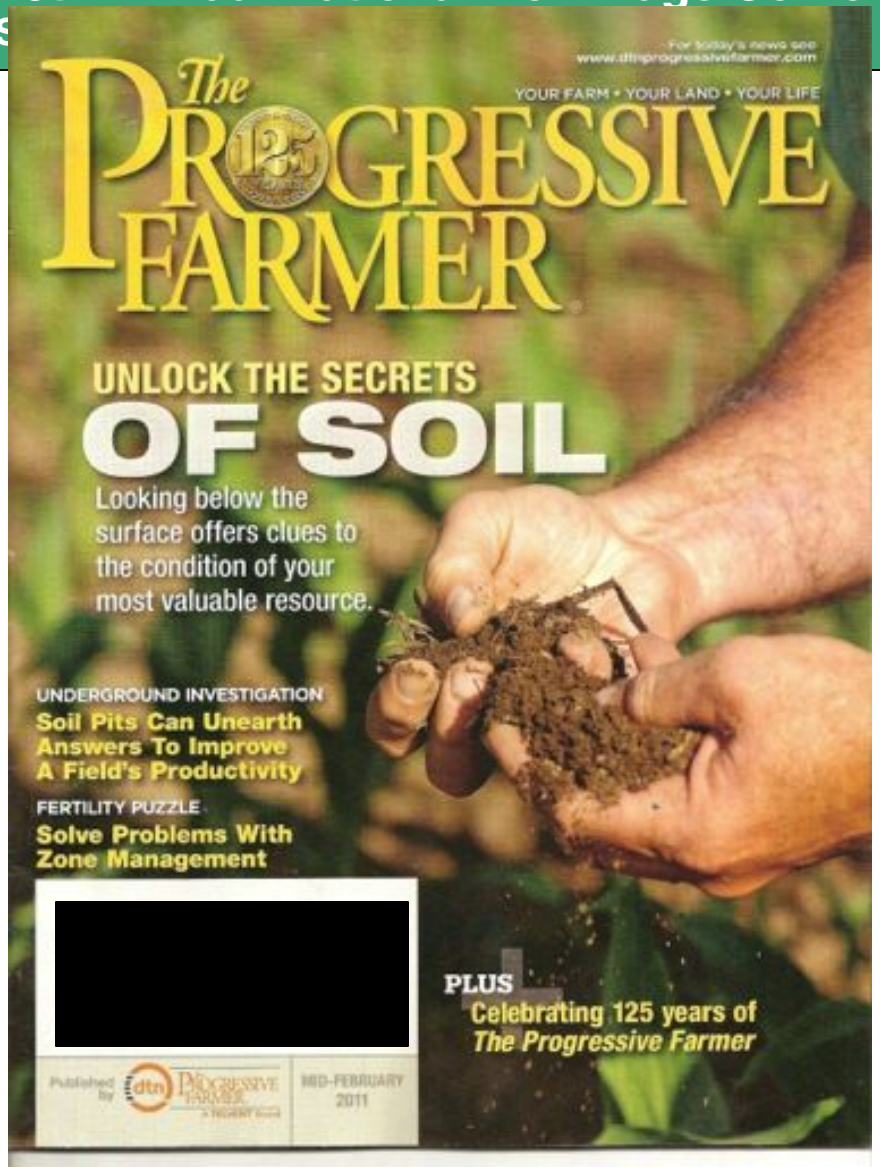





NO-TILL FARMER

20th Annual National No-Tillage Conference

St. Louis, Missouri * Jan. 11-14, 2012

COVER CROPS
FORAGE FIRST™
WHEN YIELD AND QUALITY MATTER
CEREAL RYE
AUSTRIAN WINTER PEA
www.foragefirst.com

Bounty Annual Rye Grass

Corn Head Air Seeding

.75/lb

15lbs /a

$11.25/a Total

h Annual
tional
-Tillage
nference
Jan. 11-14 2012
Tom Hows

Plot 1

Cereal Rye 50lbs/a $14/a

Oil Seed Radish 5lbs/a

$12.50/a

Total $26.50/a

Plot 2

Bounty Annual Rye Grass

12lbs/a = $9/a

Oil Seed Radish 5lbs/a

$12.50/a

Total $21.50/a

Plot 3

Bounty Annual Rye Grass

12lbs/a = $9/a

Crimson Clover 6lbs/a= $6/a

Total $15.00/a

20th
St. Lo
Annual
tional
-Tillage
nference
Jan. 11-14 2012

Plot 4

Cereal Rye

25lbs/a = $7.50/a

Austrian Winter Peas 25lbs/a= $16.25/a

Total $23.75/a

iPest 2
UF FLORIDA
Pest Ants
Stored Food Beetles
Common Termites in Structures
Wood Destroying Insects

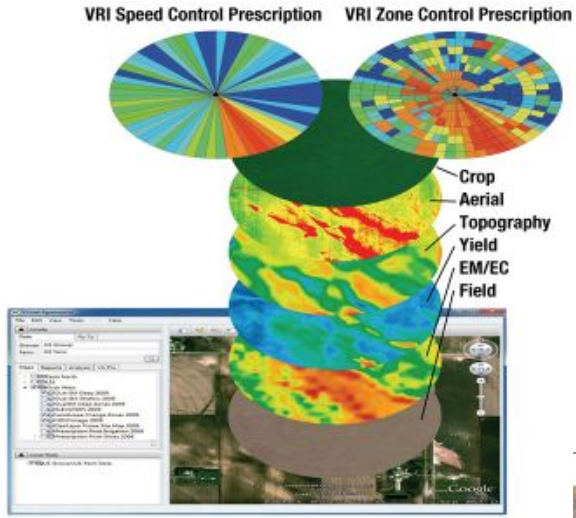
VRI Speed Control Prescription
VRI Zone Control Prescription
Crop
Aerial
Topography
Yield
EM/EC
Field

AT&T
3:20 PM
AGRIAN
Two active ingredients for one fierce fungicide.
5 Day Forecast for Fresno, CA
Fri
Sat
Sun
Mon
Tue
Sponsored Messages
Don't let BOT get your nuts. Use Adament now registered for use on Pistachio
Home
Advanced
Settings

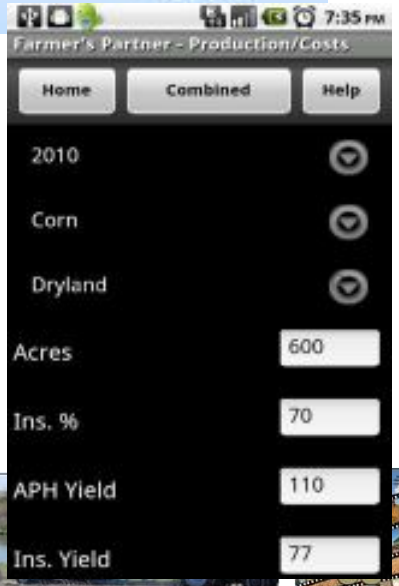
7:35 PM
Farmer's Partner - Production/Costs
Home
Combined
Help
2010
Corn
Dryland
Acres
600
Ins. %
70
APH Yield
110
Ins. Yield
77

FARMER



Clear

NO-TILL FARMER